







# 12K 4-POST ALIGNMENT LIFT



## SPECIFICATIONS

Part Number	EELR728A
Max. Capacity	12,000 lbs.   5443 kg
Max Wheelbase - General Service	183"   4646mm
Max Wheelbase - 2 Wheel Align	168 <sup>13</sup> / <sub>16</sub> "   4288mm
Max Wheelbase - 4 Wheel Align	158 <sup>1</sup> / <sub>2</sub> "   4026mm
Min Wheelbase - 4 Wheel Align	88 <sup>1</sup> / <sub>2</sub> "   2248mm
Overall Length	252 <sup>1</sup> / <sub>2</sub> "   6383mm
Overall Width	135"   3420mm
Lowered Runway Height	7 <sup>3</sup> / <sub>8</sub> "   187mm
Max Lifting Height	78"   1980mm
Rise Time	74 Seconds
Ramp approach angle (no shims)	10°
Air Supply requirements	90 - 120 PSI
Pneumatic Filtration Oil Type	Snap-on Air Tool or equivalent
Hydraulic Oil Capacity	2.6 gal   10L
Hydraulic Oil Type	ISO 32 (10 weight) hydraulic oil
Max Operating Pressure (Full Load)	2900 psi   200 Bar
Shipping Weight	3307 lbs.   1500 kg
Min. Recommended Bay Size	12'x24'2"   3658x6400mm




## SERVICE BAY SPECIFICATIONS

	<b>HEIGHT:</b> 12' 6" MINIMUM
	<b>WIDTH:</b> 17' RECOMMENDED
	<b>DEPTH:</b> 24' RECOMMENDED
	<b>POWER:</b> 230VAC, 1PH, 60HZ, 2HP 20AMP
	<b>PSI:</b> 90-120 PSI, 6-8 BAR
	<b>CONCRETE:</b> 4" (101mm) thick, reinforced, free from cracks/seams, 3500+ psi (20.7MPa) & cured 28+ days - Anchor minimum embedment 3 <sup>3</sup> / <sub>8</sub> " (87mm)

## SPECIFICATIONS (CONT.)

Bay Height Requirements	150"   3810mm
Bay Width Requirements	Optimum: 208"   5283mm Minimum: 168"   4267mm
Bay Depth Requirements	290"   7366mm

## STANDARD ACCESSORIES

2 Jack Beam / w 2 - 3" and 2 - 6" stack adapters	EELS906A	
1 Pair Premium Turn Plate	EAK0289J06A	
2 Sets Rollback Paddles	EAK0277J28A	

## JACK SPECIFICATIONS

**EELS906A - 6,000 LBS. (2720KG)**

Min Arm Reach	35 7/16"   900mm
Max Arm Reach	57 <sup>1</sup> / <sub>8</sub> "   1450mm
Min Drive Over Height	1 13/16"   45.6mm
Min Pad Height Arm Ext. over deck	2 9/16"   65mm
Min Lowered Height	1"   25.4mm
Max Raised Height	16 13/16"   426.6mm

## MANUAL PART NUMBERS

Lift	EAZ0080V51A
Jack	EAZ0080V72A